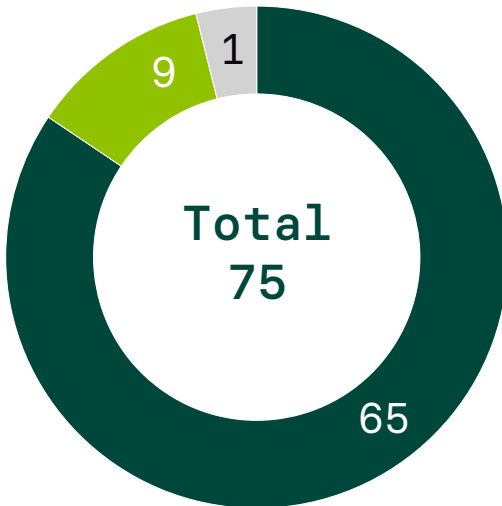
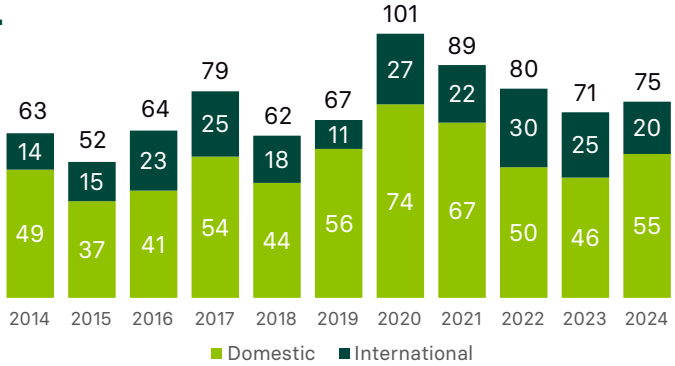




THE FINLAND
ARBITRATION
INSTITUTE

FAI Statistics 2024

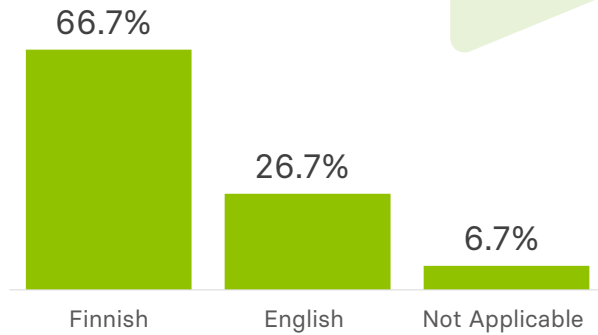
Number of Cases 2014–2024



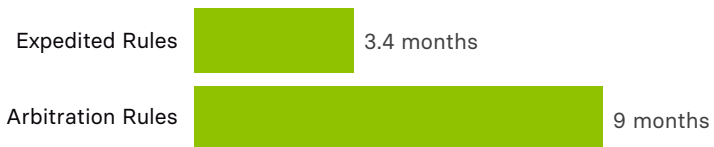
Applicable Rules

- Arbitration Rules (87%)
- Expedited Rules (12%)
- Ad Hoc (1%)

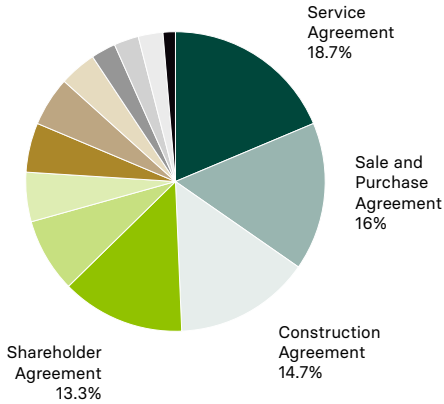
Language of the Arbitration



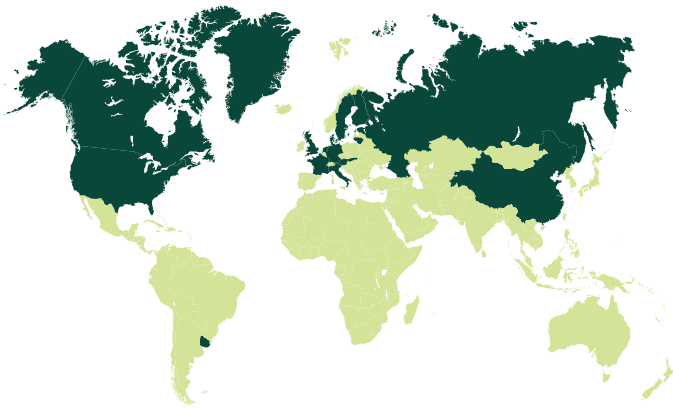
Median Time to Final Award



Type of Agreement



Type of Agreement	%
Service Agreement	18.7%
Sale and Purchase Agreement	16%
Construction Agreement	14.7%
Shareholder Agreement	13.3%
Lease Agreement	8%
Other	5.3%
Director/Employment Agreement	5.3%
Banking/Financial Agreement	5.3%
Joint Venture/Partnership/ Franchising/Cooperation Agreement	4%
IT/IP Agreement	2.7%
Consultancy/Assignment Agreement	2.7%
Delivery Agreement	2.7%
Real Estate Purchase Agreement	1.3%



Nationality of the Parties

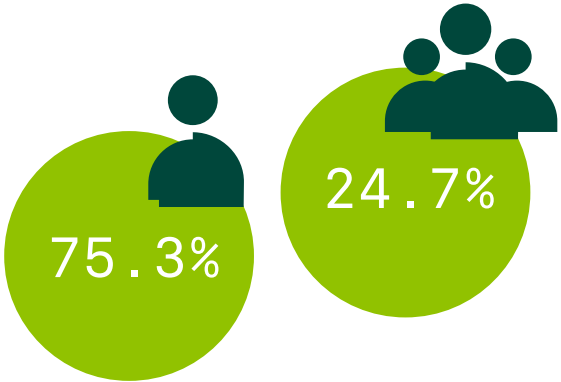
Total Number of Parties: 183

Nationalities Represented:

- Austria
- Canada
- China
- Denmark
- Estonia
- Finland
- France
- Germany
- Italy
- Lithuania
- Netherlands
- Russia
- Slovakia
- Sweden
- United Kingdom
- United States
- Uruguay

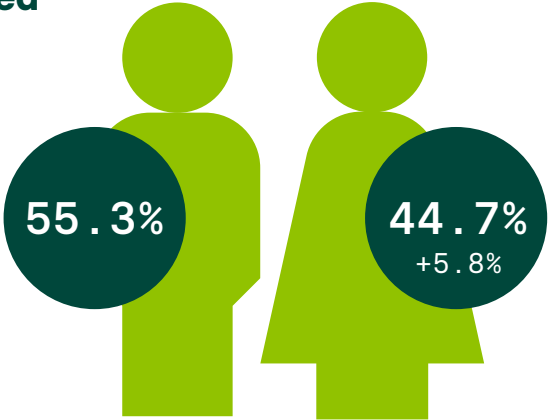
Number of Arbitrators

Sole Arbitrator 75.3%
Three Arbitrators 24.7%

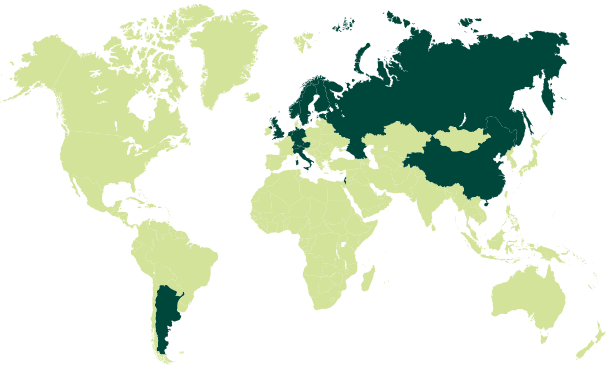
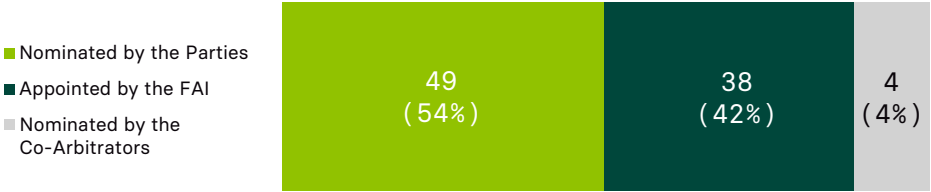


Arbitrators Appointed by the FAI

Women 17
Men 21
Total 38



Confirmed Arbitrators



Nationality of the Arbitrators

Total Number of Arbitrators: 91
Nationalities Represented:

- Argentina
- Austria
- China
- Estonia
- Finland
- Germany
- Israel
- Italy
- Netherlands
- Norway
- Russia
- Sweden
- Switzerland
- United Kingdom



**THE FINLAND
ARBITRATION
INSTITUTE**

The Arbitration Institute of the
Finland Chamber of Commerce
Alvar Aallon katu 5 C (P.O. Box 1000)
FI-00101 Helsinki, Finland

arbitration.fi